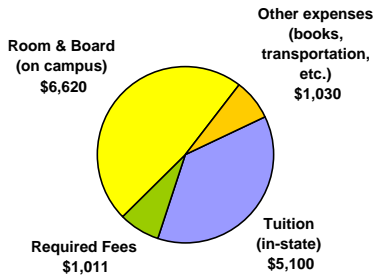


Costs of Attendance and Financial Aid

[More](#)

Typical Undergraduate Costs per Year Without Financial Aid (Full-Time, In-State Students)



Total: \$13,761

[CLICK HERE](#) for typical out-of-state costs and any discipline-specific tuition

The cost to attend varies based on the individual circumstances of students and may be reduced through grants and scholarships.

[CLICK HERE](#)
To get a cost estimate for students like you!

Financial Aid Awarded to Undergraduates

Overall Financial Aid

• 56% of Fall 2006 full-time undergraduates received financial aid of some type including need-based loans, work study, and non need-based scholarships.

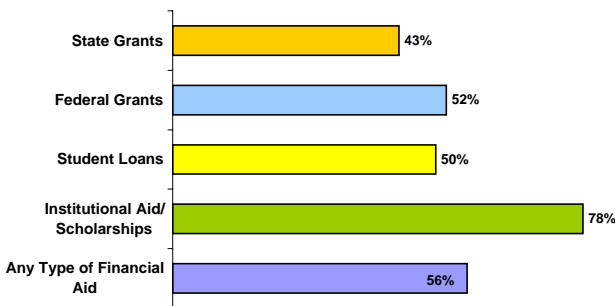
Annual Need-Based Scholarships & Grants

• 52% of Fall 2006 full-time undergraduates received need-based grants or scholarships; the average award for the year was \$3,135.

Annual Need-Based Loans

• 50% of Fall 2006 full-time undergraduates received need-based work-study and/or loans (not including parent loans); the average loan for the year was \$3,496.

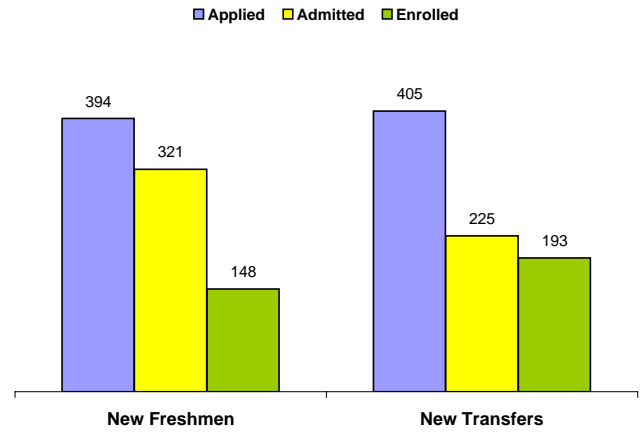
Percent of Fall 2006 First-Time Students Receiving Each Type of Financial Aid



NOTE: Student may receive aid from more than one source.

Undergraduate Admissions

[More](#)



Academic Preparation of New Freshman

Test(s) Required for Admission: None

Middle 50% of Test Score Range

	ACT	SAT
Composite	17-22	
Math	-	398-500
English	-	
Critical Reading		398-510

50% of admitted students have test scores within the ranges listed, 25% have scores above, and 25% have scores below.

Percent in top 25% of High School Graduating Class	17%
Percent in top 50% of High School Graduating Class	51%
Average High School GPA (4-point scale)	3.00

Degrees and Areas of Study

[More](#)

Degrees Awarded at UMFK in 2006-2007

Associate's	38
Bachelor's	267
Total	305

Areas of Study with the Largest Number of Undergraduate Degrees Awarded in 2006-2007

Education	61%
Nursing	14%
Social Sciences	6%
Business/Marketing	5%
Natural Resources/Environmental Science	3%
All other degree areas	11%
Total	100%

[CLICK HERE](#) for a list of undergraduate and graduate programs

The UMFK Community

UMFK compliments your academic schedule with a variety of opportunities to develop a well-rounded student experience.

- * Participate in several different activities offered throughout the year. Check out the calendar for upcoming events.
- * Take a break from exercising your mind and work out your body at our SportsCenter.
- * Meet old and new friends at the Bengal's Lair.
- * Our local community offers Maine Winter Sports Center, trails, parks and other outdoor activities.

Student Life strives to foster and enhance the academic and social development of all students in a safe, supportive and intellectually stimulating campus environment.



Study at UMFK [More](#)

Classroom Environment

Students per Faculty	16 to 1
Undergraduate classes with fewer than 30 students	92%
Undergraduate classes with fewer than 50 students	100%

Full-Time Instructional Faculty

Total Faculty	48
% Women	40%
% from Minority Groups	5%
% with Highest Degree in Field	63%

Carnegie Classification of Institutional Characteristics

Basic Type

Baccalaureate Colleges--Arts & Sciences

Size and Setting

Small four-year, primarily nonresidential

Enrollment Profile

Exclusively undergraduate four-year

Undergraduate Profile

Full-time four-year, inclusive

Undergraduate Instructional Program

Arts & sciences focus, no graduate coexistence

Graduate Instructional Program

Not Applicable

NOTE: Institutional classifications based on the Carnegie 2005 edition.

[CLICK HERE](#) for more information on Carnegie Classifications.

Student Housing [More](#)

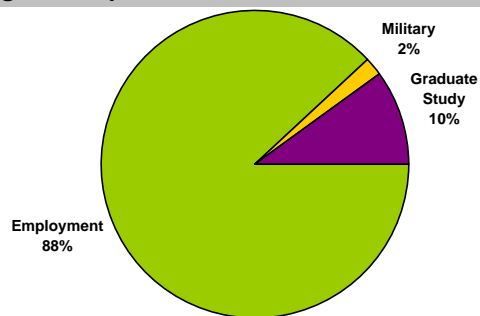
75% of new freshmen live on campus
30% of all undergraduates live on campus

Campus Safety [More](#)

While the University has been fortunate to have no history of violent crimes, it nevertheless takes necessary steps to report any that might occur. The University of Maine at Fort Kent community consists of more than 1300 full-time and part-time undergraduate students and is a fourteen building campus on Pleasant Street in the heart of Fort Kent. Each student, faculty, and staff member is encouraged to participate as we work together to keep UMFK safe!

[CLICK HERE](#) for Campus Crime Statistics report.

Future Plans of 2006-2007 Bachelor's Degree Recipients



[CLICK HERE](#) for information on survey administration, sample, and response rate.

Student Experiences and Perceptions

Students who are actively involved in their own learning and development are more likely to be successful in college. Colleges and universities offer students a wide variety of opportunities both inside and outside the classroom to become engaged with new ideas, people, and experiences. Institutions measure the effectiveness of these opportunities in a variety of ways to better understand what types of activities and programs students find the most helpful.

[CLICK HERE](#) for examples of how UMFK evaluates the experiences of its students.

In addition, institutions participating in the VSA program measure student involvement on campus using one of four national surveys. Results from the one survey are reported for a common set of questions selected as part of VSA. Following are the selected results from the 2006-2007 National Survey of Student Engagement (NSSE). The questions have been grouped together in categories that are known to contribute to student learning and development. The results reported below are based on the responses of seniors who participated in the survey.

[CLICK HERE](#) for information on survey administration, the survey sample, and the response rate.

[CLICK HERE](#) for information on the NSSE survey.

Group Learning Experiences

- 84% percent of seniors worked with classmates on assignments outside of class.
- 51% of seniors tutored or taught other students
- 39% of seniors spent at least 6 hours per week participating in co-curricular activities such as student organizations and intramural sports

Active Learning Experiences

- 80% of seniors spent at least 6 hours per week preparing for class
- 8% of seniors worked on a research project with a faculty member
- 52% of seniors participated in an internship, practicum, or field experience
- 66% of seniors participated in community service or volunteer work
- 5% of seniors participated in study abroad
- of seniors made at least one class presentation last year

Institutional Commitment to Student Learning and Success

- 92% of seniors believe this institution provides support for student success
- 64% of seniors rated the quality of academic advising at this institution as good or excellent
- 47% of seniors reported that this institution provided help in coping with work, family and other non-academic responsibilities
- 95% of seniors reported working harder than they thought they could to meet an instructor's standards or expectations

Student Satisfaction

- 64% of seniors would attend this institution if they started over again
- 66% of seniors rated their entire educational experience as good or excellent
- 78% of seniors reported that other students were friendly or supportive

Student Interaction with Campus Faculty and Staff

- 68% of seniors believed that the campus staff were helpful, considerate, or flexible
- 73% of seniors believed that faculty are available, helpful, or sympathetic
- 94% of seniors reported that faculty members provided prompt feedback on their academic performance
- 69% of seniors discussed readings or ideas with faculty members outside of class

Experiences with Diverse Groups of People and Ideas

- 65% of seniors reported that they often tried to understand someone else's point of view
- 81% of seniors reported their experience at this institution contributed to their understanding people of other racial and ethnic backgrounds
- 36% of seniors often had serious conversations with students of a different race or ethnicity

Student Learning Outcomes

All colleges and universities use multiple approaches to measure student learning. Many of these are specific to particular disciplines, many are coordinated with accrediting agencies, and many are based on outcomes after students have graduated. In addition, those institutions participating in the VSA measure increases in critical thinking, analytic reasoning, and written communication using one of three tests.

Student Learning Assessment at UMFK

The assessment process requires the gathering and analysis of evidence of congruence between an institution's stated mission, purposes, and objectives and the actual outcomes of its programs and activities. In order to inform its planning, decision-making, and resource allocation, an institution needs to determine how well and in what ways it is accomplishing its mission and purposes.

[CLICK HERE](#) for examples of student learning assessment and outcomes at UMFK

Pilot Project to Measure Core Learning Outcomes

Results from the pilot project using one of the three learning outcomes tests are not yet available.