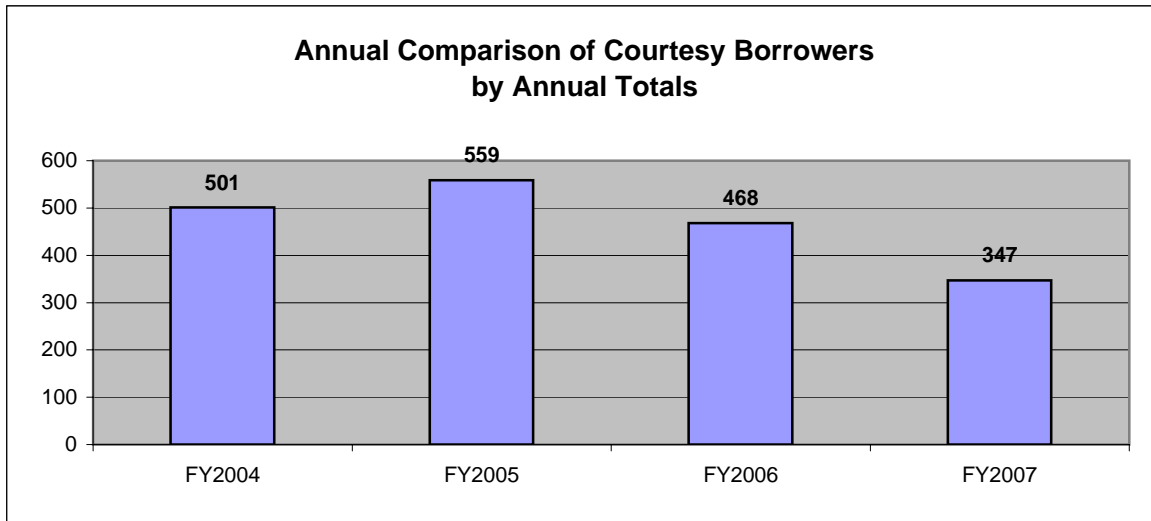
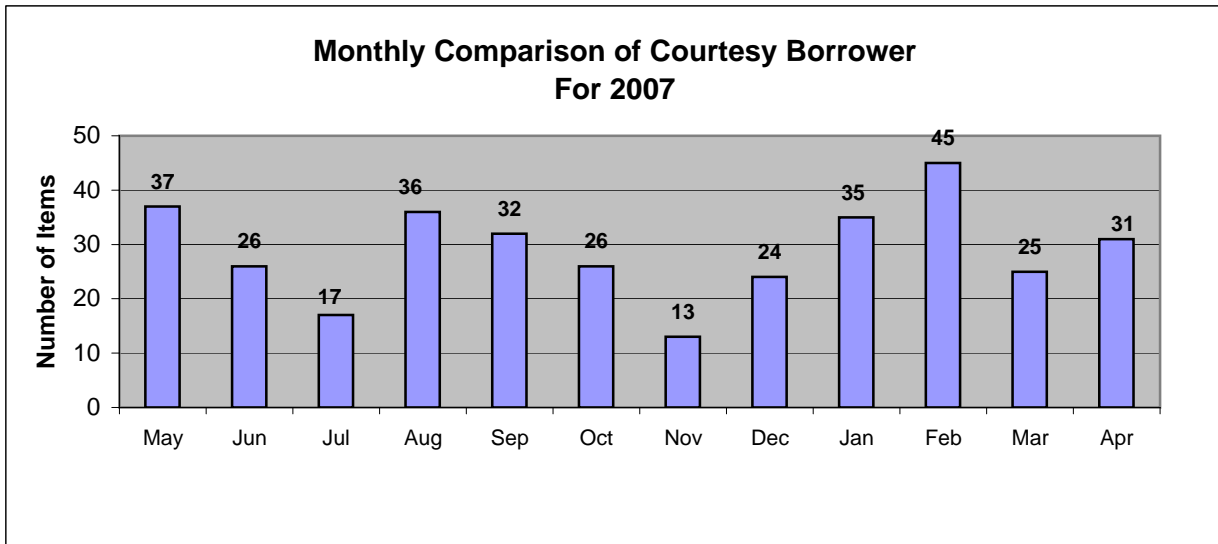


Courtesy Borrower Statistics for Requestor * - FY2007

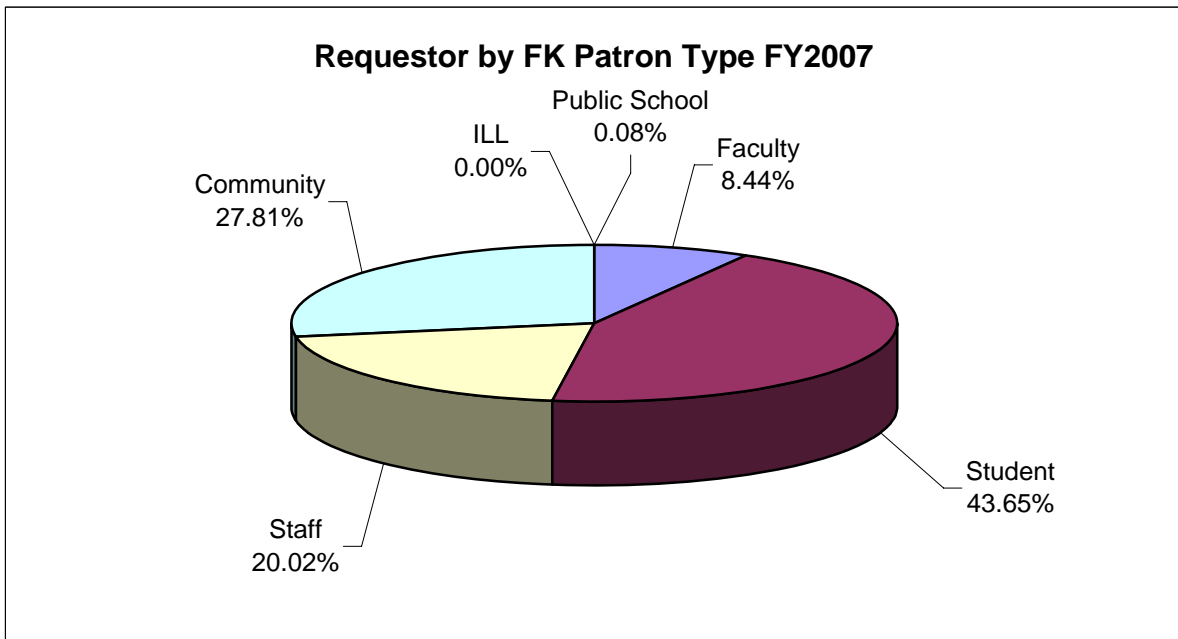
	May	Jun	Jul	Aug	Sep	Oct	Nov	Dec	Jan	Feb	Mar	Apr	Total	All UMFK	% of Total
FY2004	56	48	50	38	41	26	55	46	27	21	40	53	501	1829	27.39%
FY2005	20	65	92	104	43	43	30	23	25	44	40	30	559	1993	28.05%
FY2006	35	41	25	35	37	88	51	24	42	39	16	35	468	1686	27.76%
FY2007	37	26	17	36	32	26	13	24	35	45	25	31	347	1244	27.89%

*Ptypes 83 (community borrowers) and 84 (public school borrowers) are used to tally these statistics



Requestor Use by FK Patron Types - FY2007

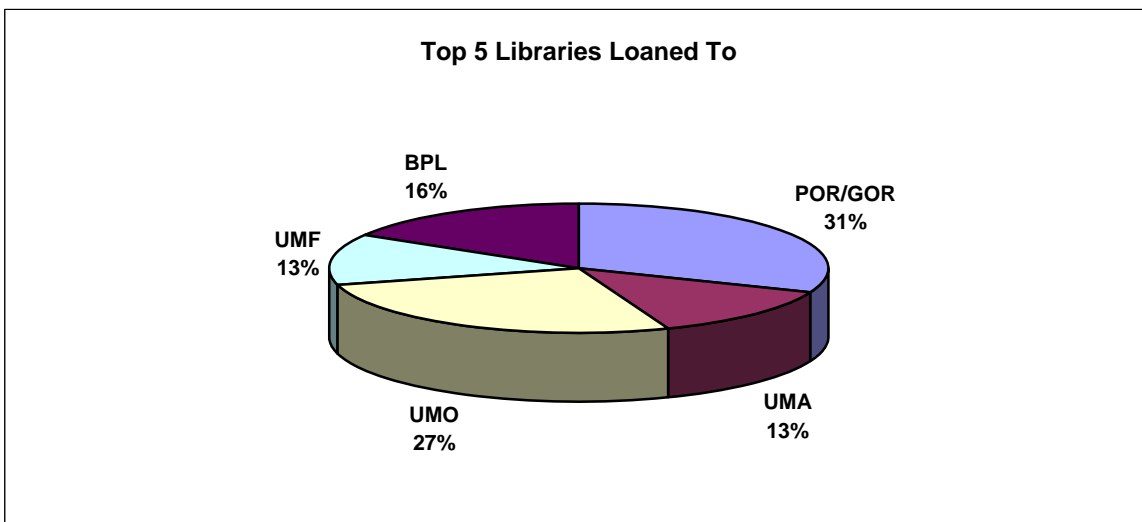
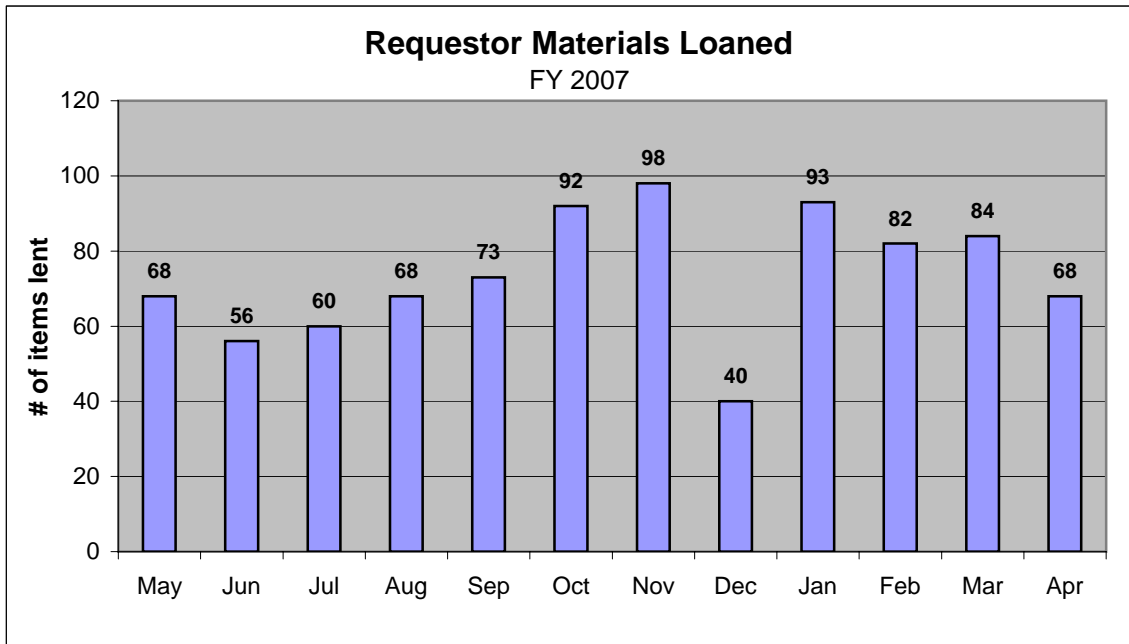
	May	Jun	Jul	Aug	Sep	Oct	Nov	Dec	Jan	Feb	Mar	Apr	Total	% of Total
Faculty	6	13	35	3	7	10	8	6	6	5	3	3	105	8.44%
Student	51	18	31	49	36	59	80	19	37	49	62	52	543	43.65%
Staff	11	23	19	18	20	15	29	34	23	22	14	21	249	20.02%
Community	37	26	17	36	32	26	13	24	35	44	25	31	346	27.81%
ILL	0	0	0	0	0	0	0	0	0	0	0	0	0	0.00%
Public School	0	0	0	0	0	0	0	0	0	1	0	0	1	0.08%
Special	0	0	0	0	0	0	0	0	0	0	0	0	0	0.00%
Totals	105	80	102	106	95	95	110	83	101	121	104	107	1244	100.00%



Requestor Materials Loaned by Blake Library - FY2007

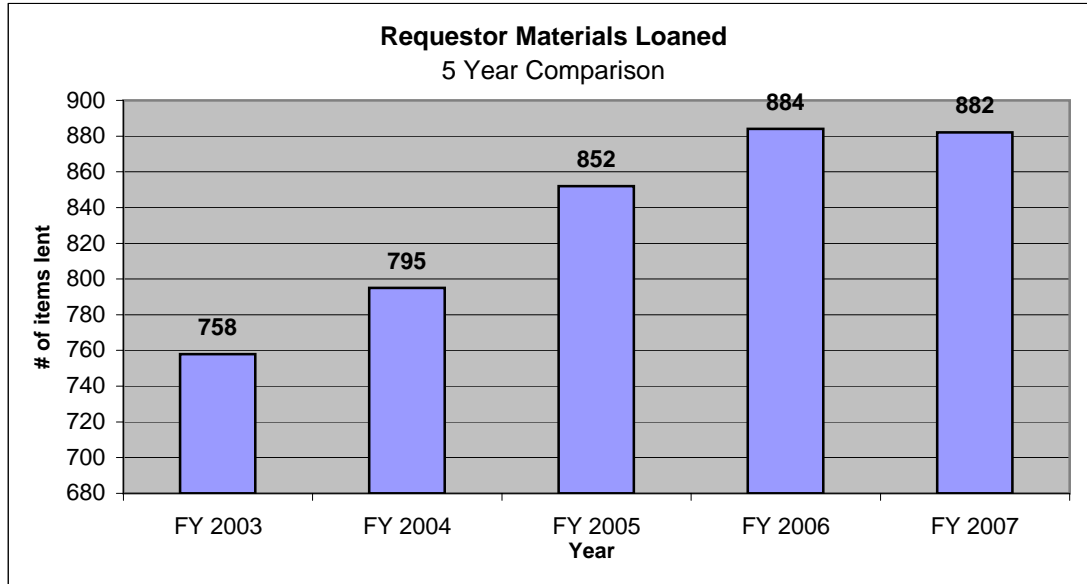
Location	May	Jun	Jul	Aug	Sep	Oct	Nov	Dec	Jan	Feb	Mar	Apr	Total	%of Total
UMPI	5	1	3	6	6	10	5	3	4	5	7	1	56	6.35%
POR/GOR	18	20	19	22	19	21	28	10	25	13	21	11	227	25.74%
UMA	5	8	2	6	13	9	7	6	12	9	6	13	96	10.88%
UMO	14	13	9	9	20	18	24	8	21	26	19	14	195	22.11%
UMF	5	2	4	6	4	11	14	6	7	10	9	14	92	10.43%
LAW	0	0	0	0	3	2	1	3	1	1	0	0	11	1.25%
FK	0	0	1	1	1	0	1	0	0	0	1	0	5	0.57%
UMM	0	2	2	4	1	3	0	0	4	4	1	0	21	2.38%
LEW/AUB	0	0	0	0	0	0	0	0	0	0	0	0	0	0.00%
BPL	14	8	13	11	4	9	15	3	13	8	13	9	120	13.61%
MSL	7	2	7	3	2	9	3	1	6	5	5	6	56	6.35%
OTHER*	0	0	0	0	0	0	0	0	0	1	2	0	3	0.34%
TOTAL	68	56	60	68	73	92	98	40	93	82	84	68	882	100.00%

* NOTE: OTHER includes Leg., BCL, and Misc. requests.



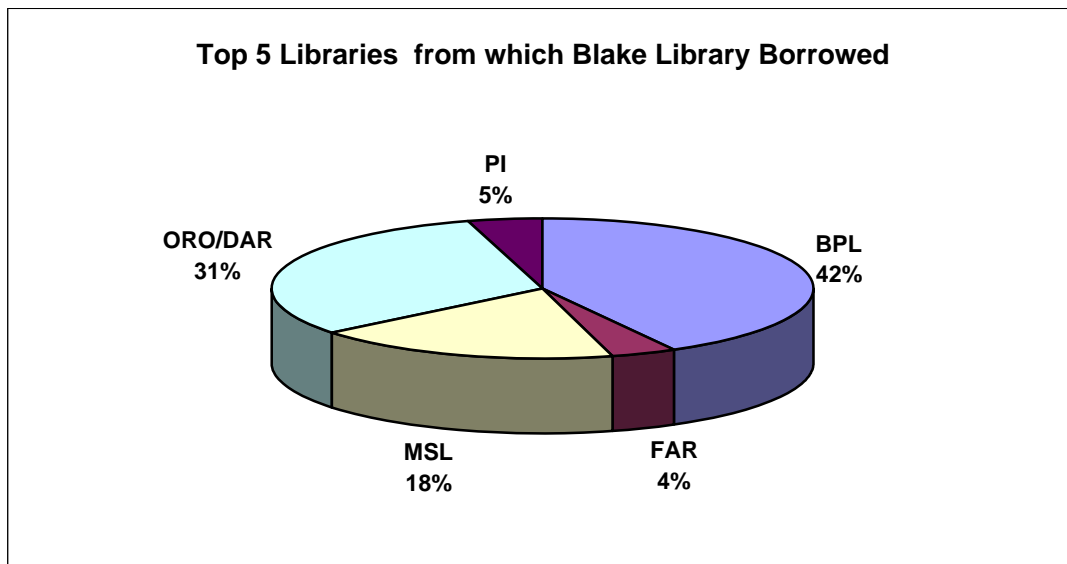
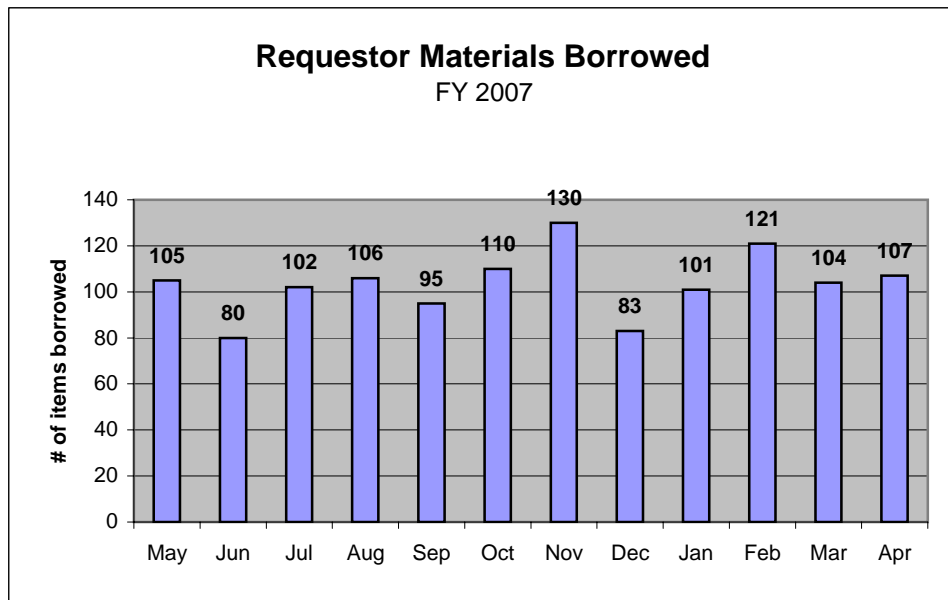
**Requestor Materials Loaned by Blake Library
5 Year Comparison**

MONTH	FY 2003	FY 2004	FY 2005	FY 2006	FY 2007
MAY	38	57	50	68	68
JUNE	41	60	50	54	56
JULY	57	57	42	48	60
AUGUST	22	37	51	50	68
SEPTEMBER	100	86	84	91	73
OCTOBER	85	78	74	85	92
NOVEMBER	56	86	88	95	98
DECEMBER	37	44	50	54	40
JANUARY	74	68	89	95	93
FEBRUARY	82	59	96	73	82
MARCH	95	93	98	91	84
APRIL	71	70	80	80	68
TOTAL	758	795	852	884	882



Requestor Materials Borrowed by Blake Library Patrons - FY2007

Location	May	Jun	Jul	Aug	Sep	Oct	Nov	Dec	Jan	Feb	Mar	Apr	Total	%of Total
AUG	5	1	5	4	3	4	2	2	4	6	3	2	41	3.30%
BCL	3	1	1	1	1	1	1	1	2	3	5	4	24	1.93%
BPL	41	28	31	33	45	30	40	24	36	43	45	39	435	34.97%
FAR	4	1	2	4	4	3	9	1	1	6	2	6	43	3.46%
FK	0	0	1	1	1	0	1	0	0	0	1	0	5	0.40%
LAW	2	0	0	0	0	0	1	0	0	0	1	0	4	0.32%
LEG	0	0	0	0	0	0	0	0	0	0	0	0	0	0.00%
MAC	2	0	1	1	1	0	0	2	7	10	1	1	26	2.09%
MSL	15	13	11	26	14	12	13	12	16	20	13	25	190	15.27%
ORO/DAR	20	25	38	20	14	41	44	31	25	24	20	23	325	26.13%
PI	3	7	5	4	7	1	4	4	0	6	2	4	47	3.78%
USM: GOR	2	1	3	6	1	5	10	0	4	2	6	0	40	3.22%
LEW	2	0	0	2	1	6	2	4	2	1	3	0	23	1.85%
POR	6	3	4	4	3	7	3	2	4	0	2	3	41	3.30%
TOTAL	105	80	102	106	95	110	130	83	101	121	104	107	1244	100.00%



**Requestor Materials Borrowed by Blake Library
5 Year Comparison**

MONTH	FY 2003	FY 2004	FY 2005	FY 2006	FY 2007
MAY	107	141	144	102	105
JUNE	67	157	142	85	80
JULY	35	116	140	89	102
AUGUST	51	91	152	101	106
SEPTEMBER*	160	162	238	123	95
OCTOBER	219	208	259	211	110
NOVEMBER	148	198	142	354	130
DECEMBER	105	110	74	82	83
JANUARY	157	112	153	131	101
FEBRUARY	161	163	209	162	121
MARCH	156	203	192	138	104
APRIL	174	168	148	108	107
TOTAL	1540	1829	1993	1686	1244

